

A FORMULA OF EVALUATING STRUCTURAL SAFETY BASED ON FUZZY SET THEORY

Le Xuan Huynh, Le Cong Duy

National University of Civil Engineering, Vietnam

Abstract. This article presents an approach to assess safety levels of structures. A new formula for determining the fuzzy reliability of structures is proposed for the case where the set of loading effect and set of structural durability are general fuzzy sets. Illustration example concerning the bending strength evaluation of a simple-beam structure, is presented with the choice of triangular fuzzy sets for loading effect and structural durability.

Key words: Fuzzy logic and application, fuzzy reliability.

1. INTRODUCTION

Data and models encountered in natural sciences and engineering are more or less characterized by uncertainty. The uncertainty models can be investigated by the fuzzy theory. Fuzzy theory has been known since 1965. Professor Lofti A. Zadeh had the first article presenting the fuzzy sets and fuzzy logic. It is firstly applied in electronic engineering, next in fields of computer sciences and control techniques. And since 1970, fuzzy set theory has been applied and developed to the fields of civil engineering and computational mechanics. In order to assess the safety of construction structures based on fuzzy models, now, there are two trends for approaching. The first trend, based on fuzzy probability theory is to establish methods to define the fuzzy reliability of structures [1]. Using the second trend, researchers propose different formulas to calculate the fuzzy reliability based on fuzzy set theory and random interference model [2-7]. This article presents a new formula to define the fuzzy reliability following the second trend. Numerical examples are compared with some formulas for estimating the safety of structures.

In [2], we present a formula to evaluate safety levels and/or failure levels of structures, in cases where loading effect and structural durability are two triangular fuzzy sets. Based on the mathematics of fuzzy logic, the failure ratio (FR) of structures is defined by the formulation: $FR = (\omega_R + \omega_S) / (\Omega_S + \Omega_R)$, and the safety ratio (SR) of structures can be inferred: $SR = 1 - FR$, where Ω_R, Ω_S is in turn full area of \tilde{R}, \tilde{S} ; and $(\omega_R + \omega_S)$ is the area of intersection part of \tilde{R} and \tilde{S} . A problem of the formula in [2] is finding the $(\omega_R + \omega_S)$, however in some cases it is very difficult.

N.D. Xan [4] uses fuzzy-random interferential model. Set of response of structure \tilde{S} is described as a *triangular fuzzy set* with membership function $\mu(x)$, and ability of structure R is described as a random variable with standard distributed density function $f(x)$. Fuzzy

incredibility \tilde{P}_f is defined by formula: $\tilde{P}_f = \int \mu(x) \cdot f(x) dx$, and fuzzy reliability \tilde{P}_S can be inferred: $\tilde{P}_s = 1 - \tilde{P}_f$.

Changing characteristic of S and R, Kwan Ling Lai [5] uses random-fuzzy inferential model. Set of response of structure S is described as a random variable with standard distributed density function $f(x)$, and Ability of structure R is described as a triangular Fuzzy set \tilde{R} with membership function $\mu(x)$. Fuzzy incredibility \tilde{P}_f is defined by formulation: $\tilde{P}_f = \int f(x) \cdot \mu(x) dx$, and Fuzzy reliability \tilde{P}_S can be inferred: $\tilde{P}_s = 1 - \tilde{P}_f$. Formulas in [4] and [5] are the approximate formulas, one member in the integral is a fuzzy set, other member is a random variable. Functions $\mu(x)$ and $f(x)$ are not of the same measurement, so these formulas [4], [5] give approach results. In the follow example, these formulas will not be used.

N.V. Pho [6] uses inferential model which is similar to random model. Set of response of structure \tilde{S} and set of ability of structure \tilde{R} are described as fuzzy sets with membership functions are triangular models. The formula consider the difference set $\tilde{M} = \tilde{R} - \tilde{S}$ with membership function $\mu(m)$, then the author convert area of graphs set of $\mu(m)$ into new membership, area of which is equal to unit. The fuzzy incredibility \tilde{P}_f is calculated by the left-part area of the vertical axis of graphs of new membership function, and fuzzy reliability \tilde{P}_S is the right-part area of the vertical axis of graphs of new membership function this mean $\tilde{P}_s = 1 - \tilde{P}_f$.

Weimin Dong et all [7] directly uses set \tilde{S} and set \tilde{R} with corresponding triangular membership functions $\mu(s)$ and $\mu(r)$. Fuzzy failure possibility (FP) is calculated as formulation: $FP = h/2$, and fuzzy safety possibility (SP) is calculated as: $SP = 1 - h/2$, where h is the ordinate of intersectional point between two curves $\mu(s)$ and $\mu(r)$. Formula in [7] shows the way of calculating approximately, it only considers the height h of the intersectional part area but hasn't calculated its width base c .

Based on fuzzy inferential model, in this article, authors propose a new formulation of safety assessment for structures, named: "Formula of area ratio".

2. FORMULATION OF AREA RATIO

The formulation for calculating fuzzy reliability of structures is established based on the idea of fuzzy inferential model, comparing the set of loading effect \tilde{S}_i with the set of structural durability \tilde{R}_i . Consider set \tilde{S}_i and set \tilde{R}_i as fuzzy sets, in the real numbers field, with corresponding membership function $\mu_{\tilde{S}_i}(x)$ and $\mu_{\tilde{R}_i}(x)$ which in the general forms (Fig. 1).

For safety evaluate, comparing the set \tilde{S}_i with the set \tilde{R}_i . We consider the difference set $\tilde{M}_i = \tilde{R}_i - \tilde{S}_i$. By the fuzzy interval analysis algorithm or α - level optimization of the extension principle [1], we define the membership functions $\mu_{\tilde{M}_i}(x)$ of fuzzy set \tilde{M}_i , can be as follow (Fig. 2).

In the Fig. 2a, we see that the membership function $\mu_{\tilde{M}_i}(x)$ is fully on the left of the vertical axis, this mean set of loading effect $\tilde{S}_i >$ set of structural durability \tilde{R}_i , member

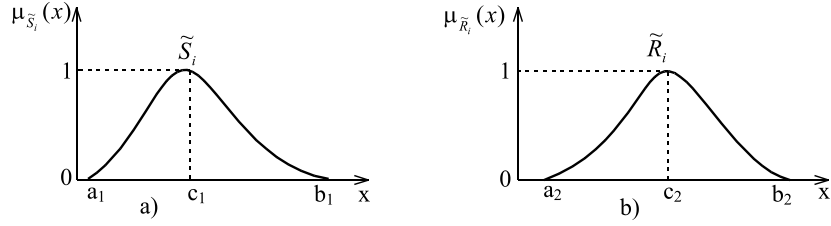


Fig. 1. Membership functions of set S_i a) and of set R_i b)

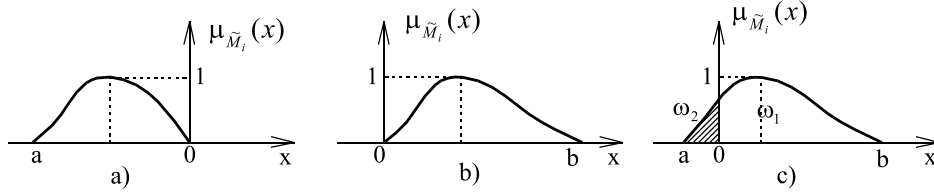


Fig. 2. Cases of the set \tilde{M}_i

of structure is entirely failure or we say the failure ratio (FR) of the structural member is 100%. On the contrary, in the Fig. 2b we see the membership function $\mu_{\tilde{M}_i}(x)$ is fully on the right of the vertical axis, this mean set of loading effect $\tilde{S}_i <$ set of structural durability \tilde{R}_i , member of structure is entirely safety or we say the safety ratio (SR) of the structural member is 100%

Generally, in the Fig. 2c, we see that the membership function $\mu_{\tilde{M}_i}(x)$ of fuzzy set \tilde{M}_i has a part on the left and another part on the right of the vertical axis. This mean state of the structural member \tilde{S}_i is not entirely safety, or we say it has a failure part, corresponding to the left-area from the vertical axis, and the safety part correspond to the right-area from the vertical axis.

So the reliability (P_s^i) of the i -th structural member can be defined by a formulation proposed as follows:

$$P_s^i = \frac{\omega_1}{\Omega_M} = \frac{\int_0^b \mu_{\tilde{M}_i}(x) dx}{\int_a^b \mu_{\tilde{M}_i}(x) dx} \quad (1)$$

and the incredibility (P_f^i) of structural member :

$$P_f^i = \frac{\omega_2}{\Omega_M} = \frac{\int_a^0 \mu_{\tilde{M}_i}(x) dx}{\int_a^b \mu_{\tilde{M}_i}(x) dx} = 1 - P_s^i \quad (2)$$

where ω_1 is the right-area, ω_2 is the left-area from the vertical axis, and $\Omega_M = (\omega_1 + \omega_2)$ is the full area of graph $\mu_{\tilde{M}_i}(x)$.

We see that $P_s^i + P_f^i = 1$.

After determining the reliability P_s^i of i^{th} member of structural system, we can define the reliability of structural system by electric net schema, or follow reliability interval:

$$\prod_{i=1}^n P_s^i \leq P_s \leq \min(P_s^1, P_s^2, \dots, P_s^n) = P_s^i \min.$$

3. EXAMPLE OF APPLICATION

Consider a simple example in order to test and to illustrate the proposed formula. In this example, the membership functions of S and R are triangular types, the most commonly used in engineering practice. A reinforced-concrete beam is shown in Fig. 3, where $A_s = 3\phi 18 = 7,63\text{cm}^2$. Loads are triangular-fuzzy numbers (Fig. 4). The problem is to evaluate strength safety level of the beam.

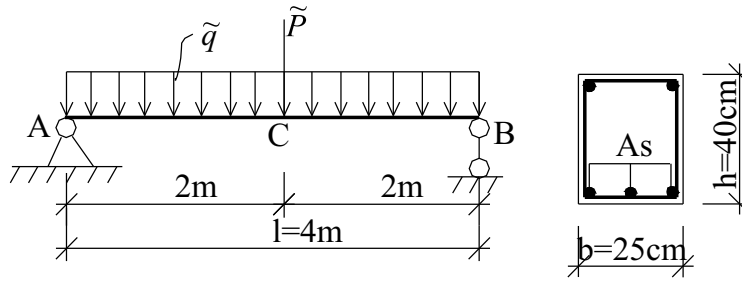


Fig. 3. Reinforced-concrete beam; loads, cross section

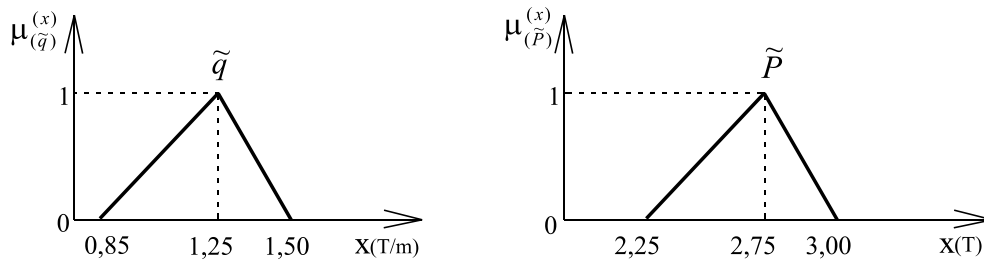


Fig. 4. Fuzzy loads membership functions

3.1. Determination of membership functions of fuzzy moment at C

Based on structural methods, we apply the principle of load-contribution to define value of fuzzy moment at C as in Fig. 5 :

$$\tilde{M}_C = \frac{l}{4} \tilde{P} + \frac{l^2}{8} \tilde{q} \tag{3}$$

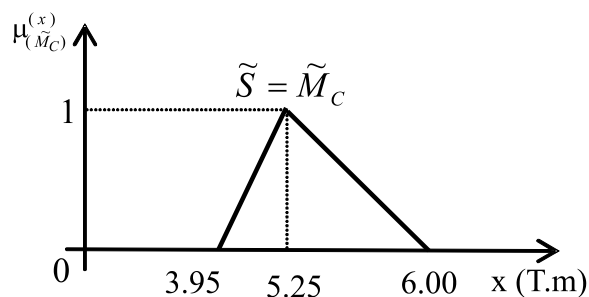


Fig. 5. Membership function of fuzzy moment at C

Application of fuzzy interval analysis to determine the membership functions of fuzzy moment at C.

3.2. Construction of membership functions of fuzzy moment of designing section

Variable matrix and moment matrix of section.

Designing section parameters: $b = 25$ cm, $h = 40$ cm, and area of steel rods $A_s = 3\phi 18 = 7.63$ cm², using method of fuzzy linear regression to define membership function of moment of designing section $[\tilde{M}]$. Using method of fuzzy linear regression, we need to construct a variable matrix by changing values of random parameters with possible amplitude is $\pm 5\%$ of mean value.

Changing values of random parameters, we have a matrix as follows (see Table 1):

Fuzzy linear regression function.

Equation of fuzzy linear regression function [9] is expressed:

$$y = [\tilde{M}] = \gamma_1 x_1 + \gamma_2 x_2 + \gamma_3 x_3 + \gamma_4 x_4 + \gamma_5 x_5 + \gamma_6 x_6 \quad (4)$$

$$y = [\tilde{M}] = \gamma_1 \cdot b + \gamma_2 \cdot h + \gamma_3 \cdot A_s + \gamma_4 \cdot b^2 + \gamma_5 \cdot h^2 + \gamma_6 \cdot A_s^2 \quad (5)$$

in which $\gamma_j(a_j, c_j)$ is a fuzzy component, we replace values of fuzzy component into equation (11) to have value of $y = [\tilde{M}]$, show the membership function of $[\tilde{M}]$. Based on Fuzzy Least-Squares Linear Regression [9] to define the value of a_j :

$$a = [x^T \cdot x]^{-1} [x^T \cdot y] \quad (6)$$

where x is a variable matrix ($n \times k$) = (27x6) and y is a moment matrix ($n \times 1$) = (27x1). Matrix $[c]$ is defined from restrain condition: total of errors of c_j is minimized. So, we have a linear-optimal problem:

$$Z = \sum_{i=1}^n c^T |x_i|^T \rightarrow \min \quad (7)$$

subjected to:

$$\begin{cases} a^T x_i^T - (1 - H)c^T |x_i|^T \leq y_i \\ a^T x_i^T + (1 - H)c^T |x_i|^T \geq y_i \\ c_j \geq 0, \quad j = \overline{1, k} \end{cases} \quad (8)$$

Table 1. Values of random parameters

Variable matrix						Moment matrix (y)
b (cm)	h (cm)	As (cm) ²	b^2 (cm) ²	h^2 (cm) ²	A_s^2 (cm) ⁴	M (kG.m)
23.75	38	7.2485	564.0625	1444	52.54075	5415.252
23.75	38	7.63	564.0625	1444	58.2169	5630.546
23.75	38	8.0115	564.0625	1444	64.18413	5838.867
23.75	40	7.2485	564.0625	1600	52.54075	5799.475
23.75	40	7.63	564.0625	1600	58.2169	6034.592
23.75	40	8.0115	564.0625	1600	64.18413	6262.697
23.75	42	7.2485	564.0625	1764	52.54075	6184.383
23.75	42	7.63	564.0625	1764	58.2169	6439.397
23.75	42	8.0115	564.0625	1764	64.18413	6687.364
25	38	7.2485	625	1444	52.54075	5478.174
25	38	7.63	625	1444	58.2169	5700.265
25	38	8.0115	625	1444	64.18413	5915.733
25	40	7.2485	625	1600	52.54075	5862.757
25	40	7.63	625	1600	58.2169	6104.71
25	40	8.0115	625	1600	64.18413	6340.003
25	42	7.2485	625	1764	52.54075	6247.99
25	42	7.63	625	1764	58.2169	6509.877
25	42	8.0115	625	1764	64.18413	6765.067
26.25	38	7.2485	689.0625	1444	52.54075	5535.104
26.25	38	7.63	689.0625	1444	58.2169	5763.345
26.25	38	8.0115	689.0625	1444	64.18413	5985.279
26.25	40	7.2485	689.0625	1600	52.54075	5920.012
26.25	40	7.63	689.0625	1600	58.2169	6168.151
26.25	40	8.0115	689.0625	1600	64.18413	6409.946
26.25	42	7.2485	689.0625	1764	52.54075	6305.54
26.25	42	7.63	689.0625	1764	58.2169	6573.643
26.25	42	8.0115	689.0625	1764	64.18413	6835.37

Where $c = [c_1 \ c_2 \ c_j \ \dots \ c_k]^T$, y_i is a moment vector (row i) of matrix y , x_i is a variable matrix (row i) of matrix x , and H is fuzzy threshold which has value $\in [0, 1]$.

We assume $H = 0.5$ and change (7), (8) into:

$$Z = \sum_{j=1}^6 c_j \left(\sum_{i=1}^{27} x_{ij} \right) \rightarrow \min \tag{9}$$

subjected to:

$$\begin{cases} -c^T |x_i|^T \leq (y_i - a^T x_i^T)/0,5 = bi \\ -c^T |x_i|^T \geq (a^T x_i^T - y_i)/0,5 = -bi \\ c_j \geq 0, \quad j = \overline{1,6} \end{cases} \tag{10}$$

Using Matlab 7.0.4 to solve problem (9), (10): $Z \min = 2,457$.

Membership function of fuzzy moment of designing section.

Table 2. Values of regression coefficients

γ_j	1	2	3	4	5	6
a_j	-0.1232	0.0179	0.0453	0.0035	0.0023	0.038
c_j	0.0027	0	0	0	0	0.0004

From values of $\gamma_j(a_j, c_j)$ and mean value of $b, h, A_S, b^2, h^2, A_S^2$, we have the value of fuzzy moment $[\tilde{M}]$:

$$\tilde{R} = [\tilde{M}] = (-0.1232; 0.0027).b + (0.0179; 0).h + (0.0453; 0).A_S + (0.0035; 0).b^2 + (0.0023; 0).h^2 + (0.038; 0.0004).A_S^2 = (6.061381; 0.090787).$$

where $a = 6.061381$ is the central value of fuzzy moment $[\tilde{M}]$, $c = 0.090787$ is the amplitude of fuzzy moment $[\tilde{M}]$. Triangular-fuzzy number of moment $[\tilde{M}]$ is show in Fig. 6.

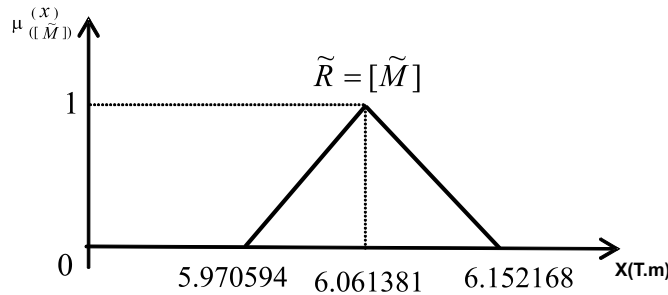


Fig. 6. Membership function of fuzzy moment of designing section

Based on values of a and c we have the membership function of fuzzy moment $[\tilde{M}]$:

$$\mu_{([\tilde{M}])}^{(x)} = \begin{cases} 1 - \frac{|x - 6.061381|}{0.090787} & \text{when } 5.970594 \leq x \leq 6.152168 \\ 0 & \text{when } x \leq 5.970594 \text{ and } x \geq 6.152168 \end{cases} \quad (11)$$

3.3. Reliability assessment of beam at section C

After determining two membership functions of two fuzzy sets \tilde{M}_c and $[\tilde{M}]$, we evaluate the reliability of beam by new formula (*Formula of area ratio*), and compare with formulas in [2], [6], [7]. The Table 3 shows the results of the reliability of structure by different formulas.

Table 3. Results of formulas

New Formula		Formula [2]		Formula [6]		Formula [7]	
P_S	P_f	P_S	P_f	P_S	P_f	P_S	P_f
0,999621	0,000379	0,999621	0,000379	0,999611	0,000389	0,982513	0,017487

3.4. Comparison

The numerical results calculating by new formula and by the formula in [2] are the same. The difference between new formula and the formula [6] is very small. In this example, the result calculated by [7] is less than 17% compared with the result obtained by the new formula.

4. CONCLUSIONS

Results obtained by the new formula and the formula [2] are the same. However, the new formula is applied easily in cases we can't define the intersectional part area of two sets \tilde{S} and \tilde{R} , while the formula in [2] is not applicable.

It can be seen the "Formula of area ratio" is more general for evaluating safety of structures. Because this formula is established on the base of analysing not only the height ordinate h but also calculates to the width base of intersectional part area, while the formula [7] only considers the height h . That is explained why the result obtained by the formula [7] less 17%. The new formula uses fuzzy difference set $\tilde{M} = \tilde{R} - \tilde{S}$ its height is equal to unit, it mean normal fuzzy set, and so reflects exactly the essence of fuzzy numbers, while in the formula [6] height h is not equal to unit. So the formula proposed is believed for assessment of safety of structures.

REFERENCES

- [1] Bernd Moller, Wolfgang Graf, Michael Beer, Safety Assessment of Structure in View of Fuzzy Randomness, *Institute of Structural Analysis, Dresden University of Technology, Dresden Germany*, (2003).
- [2] Le Xuan Huynh, Fuzzy Set Theory application for Assessment of Safety of Structures, *Proceedings of the Seventh National Congress on Mechanics*, (2006) (in Vietnamese).
- [3] Le Xuan Huynh, Application ability of Fuzzy Sets Theory for Quality Assessment of Construction Projects, *Journal of Science Technology, National University of Civil Engineering Vietnam*, **1** (2007) (in Vietnamese).
- [4] Nguyen Dinh Xan, Reliability Determination of Structures Based on Fuzzy Set Theory, *PhD Thesis at NUCE, Hanoi*, (2006) (in Vietnamese).
- [5] Kwan - Ling - Lai, Fuzzy Based Structural Reliability Assessment, *Structure Dept. China Engineering Consultants, Inc, Taipei*, (1990).
- [6] Nguyen Van Pho, A new method for determination of the reliability index of parameter distributed system, *Vietnam Journal of Mechanics*, **4** (2003).
- [7] Weimin Dong, Wei-Ling Chiang, Hareh C. Snah, Assessment of Safety of Existing Buildings Using Fuzzy Set Theory, *Dept. of Civil Engineering Stanford University, Stanford, CA*, (1989).
- [8] K. K. Yem, S. Ghoshray, G. Roig, A linear regression model using triangular fuzzy number coefficients, *Department of Electrical & Computer Engineering, Florida international university, Miami, USA*, (1997).

Received July 9, 2010