

BIOLOGICAL CHARACTERISTICS OF THE JAPANESE SCAD *Decapterus maruadsi* IN THUAN AN ESTUARY, THUA THIEN HUE PROVINCE

**Tran Thi Ngoc Anh^{1,2}, Nguyen Xuan Huan^{1,3},
Tran Trung Thanh^{1,4}, Nguyen Thanh Nam^{1,3,4,*}**

¹Faculty of Biology, VNU University of Science, Ha Noi, Vietnam

²Research Institute for marine fisheries, Hai Phong, Vietnam

³The Biological Museum, VNU University of Science, Ha Noi, Vietnam

⁴Center of Life Science Research (CELIFE), VNU University of Science, Ha Noi, Vietnam

Received 24 June 2019, accepted 21 October 2019

ABSTRACT

A total of 257 *Decapterus maruadsi* individuals of collected from Thuan An estuary in Phu Vang District, Thua Thien Hue Province were analyzed. Results showed that the fork length ranged from 90 mm to 215 mm (160.2 mm on average) and mainly in the 140–180 mm range (86.8%). Of three age groups (0⁺ to 2⁺), the fished stock belong from is primarily to the 1⁺ age group (63.8%) and 0⁺ age group (28.8%). Of five stomach fullness levels (0 to 4), the second and fourth degree made up significantly proportions, being 29.6% and 31.5%, respectively. For the five fat levels (0 to 4), the fourth degree made up 86.0%. The females to males ratio was 1.00 : 1.42. von Bertalanffy's growth model followed the equation: $L_t = 203.77 \times (1 - e^{-0.3747(t+3.0272)})$.

Keywords: *Decapterus maruadsi*, biological characteristics, Thuan An estuary.

Citation: Tran Thi Ngoc Anh, Nguyen Xuan Huan, Tran Trung Thanh, Nguyen Thanh Nam, 2019. Biological characteristics of the Japanese scad *Decapterus maruadsi* in Thuan An estuary, Thua Thien Hue Province. *Academia Journal of Biology*, 41(4): 125–130. <https://doi.org/10.15625/2615-9023/v41n4.13891>.

*Corresponding author email: nguyenthanhnam@hus.edu.vn

©2019 Vietnam Academy of Science and Technology (VAST)

INTRODUCTION

Decapterus maruadsi, a coastal pelagic scad of commercial importance (Carpenter & Niem, 1999) and high nutritional value, is commonly harvested in tropical and temperate seas in South East Asian countries. Among the 4 *Decapterus* species of Vietnam, *Decapterus maruadsi* produces the highest output, about 10% of production from bottom trawl (Bui Dinh Chung et al., 1998). Recently, several researches on biological characteristics of *D. maruadsi* were published by Le Tu Cuong (1985) in East sea; Bui Dinh Chung (1988), Nguyen Viet Nghia (1999), Hoang Ngoc Son & Vu Viet Ha (2016) in Tonkin gulf. However, there was not any information about *Decapterus maruadsi* in Thua Thien Hue province. This research studied to determine length-weight relationship, age structure, growth parameters, sexual ratio and reproduction of *D. maruadsi* to provide input data for assessing both stock and exploitation status of this species in Thua Thien Hue Province.

MATERIALS AND METHODS

A total of 257 individuals of *Decapterus maruadsi* were randomly collected from catches of fishermen during field survey in the neashore area of Thua Thien Hue Province from 20th to 28th July 2015.

The total length (L), fork length (FL), standard length (SL) and total weight (W) under good conditions of fish samples were measured according to the measurement method of FAO (Carpenter & Niem, 1999). Individuals were anatomized to determine sex, stage of gonad maturity (Nilcolsky, 1963), the degree of fat and the degree of stomach fullness. Weights were measured again (W_E) after removing all internal organs.

Scale samples were collected above the lateral line and below the middle of the spiny dorsal fin. Scales were firstly immersed into Sodium hydroxide solution 3–5% for 30 minutes. 5 normal and complete scales were

then placed on a slide with ridges down and viewed through a microscope micrometer to determine the age by counting the rings (Schneider, 2000).

For the length-weight equation ($W = a \times L^b$, where: W = total weight (g); L = total length (mm); a and b = constant and coefficient), least square method was used to determine a and b.

Parameters of the von Bertalanffy growth equations: $L_t = L_\infty \{1 - e^{-k(t-t_0)}\}$ and $W_t = W_\infty \{1 - e^{-k(t-t_0)}\}^b$ (where: L_t and W_t = fish length and weight at the age t, respectively; L_∞ and W_∞ = asymptotic length and weight; k = coefficient of catabolism; t_0 = arbitrarily adopted origin of growth curve; b = exponent in the length-weight relationship) were determined using the methods of Beverton and Holt as reviewed in Sparre (1993).

Feeding and production analysis follow Pravdin (1973), in which the feeding intensity and stage of sexual maturity of fishes were presented by 5-grades scale (from 0 to 4) and 6-grades scale (from I to VI), respectively.

RESULTS AND DISCUSSION

The fork length of *Decapterus maruadsi* from the research area ranged from 90 mm to 215 mm and mainly from 140–180 mm (86.8%) (table 1). The mean of fork length was 160.2 mm., the longer average fork length of round scad in our research (July 2015). The means of fork length in males and females were 158.3 mm and 164.2 mm, respectively, both longer than those in Tonkin gulf (Hoang Ngoc Son, 2013) (145.4 mm and 148.7 mm). This may be due to fishes in the Thua Thien Hue having spawned at an earlier time than those in Tonkin gulf. In addition, the duration of the collecting period and the number of samples may not be large enough.

The age of 257 specimens were ranged from 0⁺ to 2⁺, with age 1⁺ fishes the most common, accounting for 63.8% of the total. The age 2⁺ group was least present (7.4%) (table 2).

Table 1. Fork length groups of *Decapterus maruadsi*

Group	Fork length group (mm)	Number of specimens	%
1	80 ≤ FL < 100	5	2.0
2	100 ≤ FL < 120	4	1.6
3	120 ≤ FL < 140	9	3.5
4	140 ≤ FL < 160	107	41.6
5	160 ≤ FL < 180	116	45.1
6	180 ≤ FL < 200	11	4.3
7	200 ≤ FL < 220	5	1.9
Total	90–215	257	100

Table 2. Fork length ranges of *Decapterus maruadsi*

Age group	Fork length range (mm)	Number of specimens	Percentage (%)
0 ⁺	90–157	74	28.8
1 ⁺	156–189	164	63.8
2 ⁺	170–215	19	7.4

Length-weight relationship

Relationships between fork length (FL) and weight (W) were found to be:

$W = 0.0004 \times L^{2.3310}$ ($R^2 = 0.9291$) (whole stock).

$W = 0.0005 \times L^{2.2752}$ ($R^2 = 0.8589$) (for female).

$W = 0.0004 \times L^{2.3509}$ ($R^2 = 0.9457$) (for male).

The R value of all equations were higher than 0.9, indicating good fits.

A value of $b < 3$ indicate that at the beginning stage, fish mainly increased in length. After having reached a certain size, body weight increased faster than length. This relationship differed between males and females.

The b coefficient was < 3 in other researches in other researches, except for two sites (table 3). This may occur due to different number of samples, sampling time and duration.

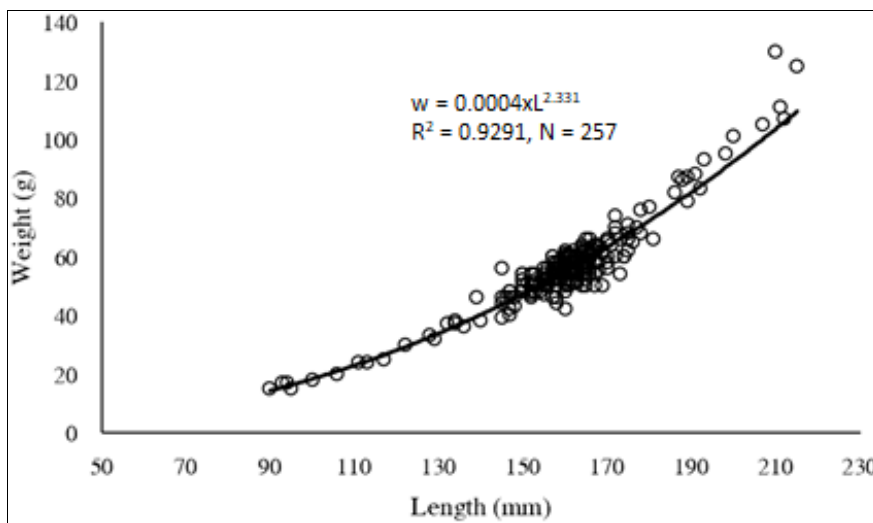


Figure 1. Relationship between weight and fork length of *D. maruadsi* in whole stock

Table 3. Comparing the coefficients of length-weight relationship model in different studies

Study sites	Whole stock		Male		Female		Juvenile	
	a	b	a	b	a	b	a	b
Thuan An estuary (<i>this study</i>)	0.0004	2.331	0.0004	2.3509	0.0005	2.2752	-	-
Tonkin gulf (2012-2013) (Hoang Ngoc Son & Vu Viet Ha, 2016)	0.8×10^{-5}	3.106	6.2×10^{-5}	2.6959	6.1×10^{-5}	2.6955	4.6×10^{-5}	3.1975
Tonkin gulf (1999) (Nguyen Viet Nghia, 1999)		2.83	-	2.87	-	2.84	-	-
Tonkin gulf (1998) (Bui Dinh Chung, 1998)	-	2.533	-	-	-	-	-	-
Thanh Hoa Province (2014) (Le Duc Giang, 2014))	0.0096	3.096	0.011	3.033	0.009	3.121	-	-
South of Central Vietnam (Bui Dinh Chung, 1998)	-	2.602	-	-	-	-	-	-

Estimation of growth parameters

von Bertalanffy length and weight growth equations for the caught fishes were calculated to be:

$$L_t = 203.77 \times (1 - e^{-0.3747(t+3.0272)})$$

$$W_t = 92.71 \times (1 - e^{-0.3747(t+3.0272)})^{2.5291}$$

The L_{∞} value in this study (203.77 mm) is lower than previous values: 243 mm in center gulf (Bui Dinh Chung, 1998), 286 mm in near-shore and 258 mm in Thuan Hai area (Binh Thuan and Ninh Thuan Provinces) (Nguyen Xuan Huan, 1996). This partly shows that this species is under pressure by exploitation.

Feeding intensity

Percentage of degree fullness (%)

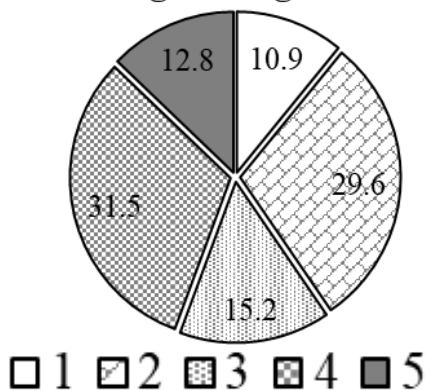


Figure 2. Degree of fullness of stomach in caught fish

Most collected stomachs were of degree 1 and 3 (29.6% and 32.5%, respectively). 10.9% of stomachs were totally empty (Figure 2). It can be infer that there was significant competition in catching food between big and small individuals, leading to a clear division between second and fourth degree of stomach fullness.

Fat analysis

The fat level of 257 fish individuals was quite high. 221 samples were at level 3 (86.0%). Level 0, 1 and 2 accounted for 13.6%; only 01 male sample was at the level 4 (0.4%). The male and female percentages were 40% and 60% at level 0 and 60% and 40% at level 1.

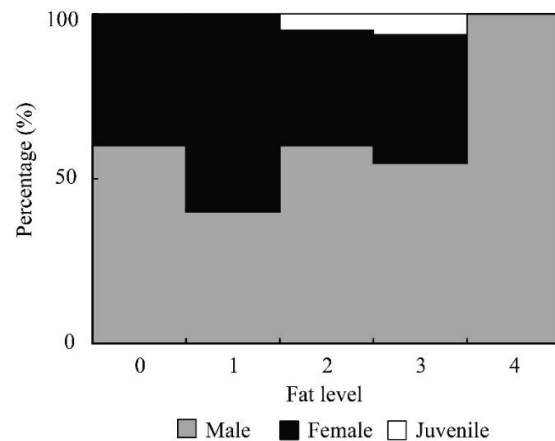


Figure 3. Male, female and juvenile percentages of fat levels

Reproduction analysis

The sex ratio of *D. maruadsi* was unequal, being 1.00:1.42 with 100 females, 142 males and 15 juveniles. 87.16% was at gonad stage II; mostly in the 1⁺ age group (first reproduction season), which is consistent with the end of the breeding season in Vietnam (Nguyen Viet Nghia (1999) , Hoang Ngoc Son & Vu Viet Ha (2016)). This also shows that exploitation in the study area during the time of sampling did not affect the resupplementation of the population.

CONCLUSION

The samples of Japanese scad collected in Thuan An estuary in July were mainly 140–180mm and most of individuals were in the 1+ old group. Von Bertalanffy growth equation of *Decapterus maruadsi* in this area was $L_t = 203.77 \times (1 - e^{-0.3747(t+3.0272)})$, the $L_\infty = 203.77$ mm which was smaller than L_∞ of some studies estimated. At this time, the fishes were relatively high fat level. In July, the population of Japanese scad in Thuan An estuary area had a higher proportion of male fish and most fish were in stage 2 of gonad maturity.

REFERENCES

- Bui D. C., Chu Tien Vinh, Nguyen Phi Dinh, 1998. Some biological characteristics and fisheries status of round scad (*Decapterus maruadsi*) Indian mackerel (*Rastrelliger kanagurta*) and Tunas in seawaters of Viet Nam. Collection of researches for marine fishes. Agriculture Publishing, Vol 1: pp.132–141.
- Carpenter K. E., Niem V. H., 1999. *FAO species identification guide for fishery purposes. The living marine resources of the Western Central Pacific. Volume 3. Batoid fishes, chimaeras and bony fishes part 1 (Elopidae to Linophrynidae)*, Food and Agriculture Organization of the United Nations.
- Capenter, K. E., Niem, V. H., 1999. *FAO species identification guide for fishery purposes. The living marine resources of the Western Central Pacific. The living marine resources of the Western Central Pacific: vol 4 bony fishes part 2 (Mugilidae to Carangidae)*. Food and Agriculture Organization of the United Nations.
- Chen G. B., Quiu Y. S., 2003. Study on growth mortality and reasonable utilization of *Decapterus maruadsi* in northern continental shelf waters of South China Sea, Journal of Oceanography in Taiwan strait, pp. 32.
- Hoang N. S., Vu Viet Ha, 2016. Biological characteristics of round scad *decapterus maruadsi* (Temminck & Schlegel, 1843) in the tonkin gulf. Vietnam Marine Science and Technology, 16(2): 205–213.
- Kimura S., Katahira K., Kuriiwa K., 2013. The red-fin *Decapterus* group (Perciformes: Carangidae) with the description of a new species, *Decapterus smithvanizi*. Ichthyological Research, Vol 60: pp. 363–379.
- Le D. G., Vu Viet Ha, Tran Van Cuong, 2014. Determining the spawning season of some marine fishes in Thanh Hoa province and adjunction waters. Agriculture Publishing, Vol 21: 90–95.
- Le T. C., 1885. Growth of round scad in East Eea Vietnam. Documentary sources of Research Institute for Marine fisheries, pp. 52.
- Nguyen P. D., 1991. Biological characteristics of Japanese scad *Decapterus maruadsi* in seawater in Vietnam. The 3rd National Conference on Marine, Science report Collection, Biology and Marine Biotechnology, Marine Ecology, Vol 1: pp. 36–45.
- Nguyen P. D., 1998. Growth of round scad in East sea Vietnam. Marine researches collection, pp. 209–226.
- Nguyen X. H., 1996. Growth and stock dynamic and the catch ability of some

- commercial fish species in the waters of Binh Thuan - Ninh Thuan, summarizing the dissertation thesis of Candidate of Biological Sciences, University of Science - VNU Hanoi, pp.24.
- Nguyen V.N., 1999. Some biological characteristics of Japanese scad *Decapterus maruadsi* and yellowstripe scad *Selaroides leptolepis* in Vietnam. Documentary sources of Research Institute for Marine fisheries, p.151.
- Schneider J. C., Laaram P. W., Gowing H., 2000. Age and growth methods and state average, Manual of fishery survey method II: with periodic updates, Michigan Department of Natural Resources, Fisheries Special Report 25, Ann Arbor, pp. 148.